

University of Moratuwa




Research Week 2022

1st to 9th December, 2022

Research Performance of University of Moratuwa



UNIVERSITY OF
MORATUWA
මොරටුව විශ්ව විද්‍යාලය
மொரட்டுவை பல்கலைக்கழகம்



Research Week 2022

Research Performance of University of Moratuwa.

Preparation

- Research Support Services Division, Library, University of Moratuwa.
- Office of Research, University of Moratuwa.

Advisory Panel

Mrs. Ruvini Kodikara
Prof. Ajith de Alwis
Prof. Ruwan Gopura
Dr. Chulantha Jayawardena

Assistance in Data Analytics

Mrs. Ganga Godakanda
Mr. Eranga Wickrama
Mrs. Inoka Gunathilake
Mrs. Chethani Lakmali

Poster Design

Mr. Melro Mendis

Acknowledgement

Mrs. Dimuthu Peterson
Library Customer Service Office,
Library, Murdoch University, Australia.

Mrs. Pimipa Sugandi
Library Officer - Digital Collections
Library, RMIT University, Australia.

Mrs. Shirani Ranasinghe
Deputy Librarian,
Library,
University of Sri Jayewardenepura.

Dr. (Ms) Malsha Mendis.
Consultant,
Office of Research,
University of Moratuwa.

Name:

Department:



UNIVERSITY OF MORATUWA




Table of Contents

1. Year-wise distribution of publication (1972 - 2022 Nov.)
2. Research output by type of publications (1972 - 2022 Nov.)
3. Geographical distribution of publications (1972 - 2022 Nov.)
4. Top collaborating affiliations (1972 - 2022 Nov.)
5. Research Output by subjects (1972 - 2022 Nov.)
6. UoM articles according to SCImago journal rank
7. UoM Journals
8. Publications of UoM research units
9. Institution collaboration report - University of Moratuwa
10. Scholarly output
11. Author visualization
12. Citation count
13. Field-weighted citation impact
14. Top field-weighted citation percentiles
15. Publication share by subject area
16. Collaboration
17. Collaborating Institutions
18. SciVal comparison of eight Sri Lankan universities

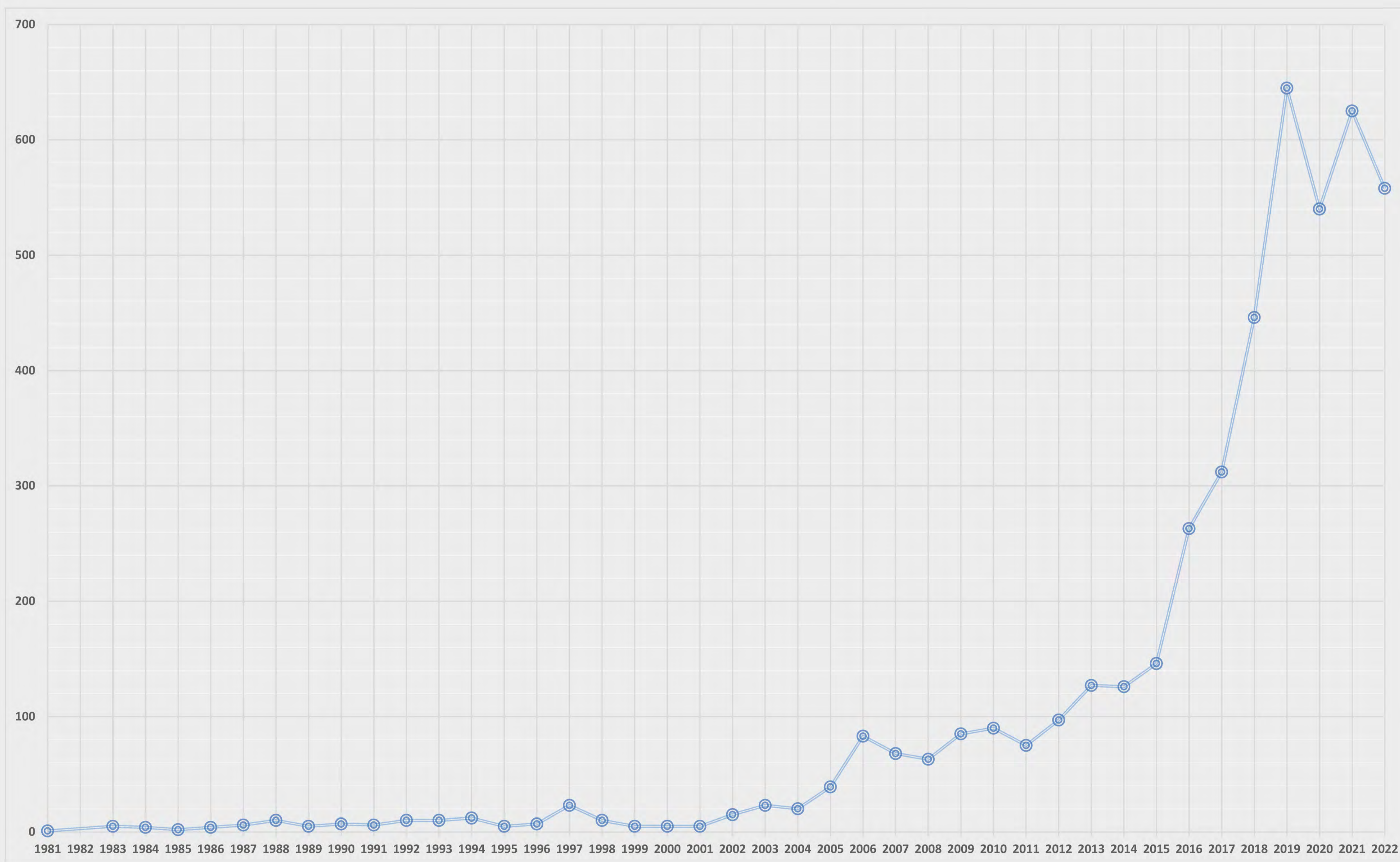
Name:

Department:



UNIVERSITY OF MORATUWA

Year Wise Distribution of Publications (1972 - 2022 Nov.)



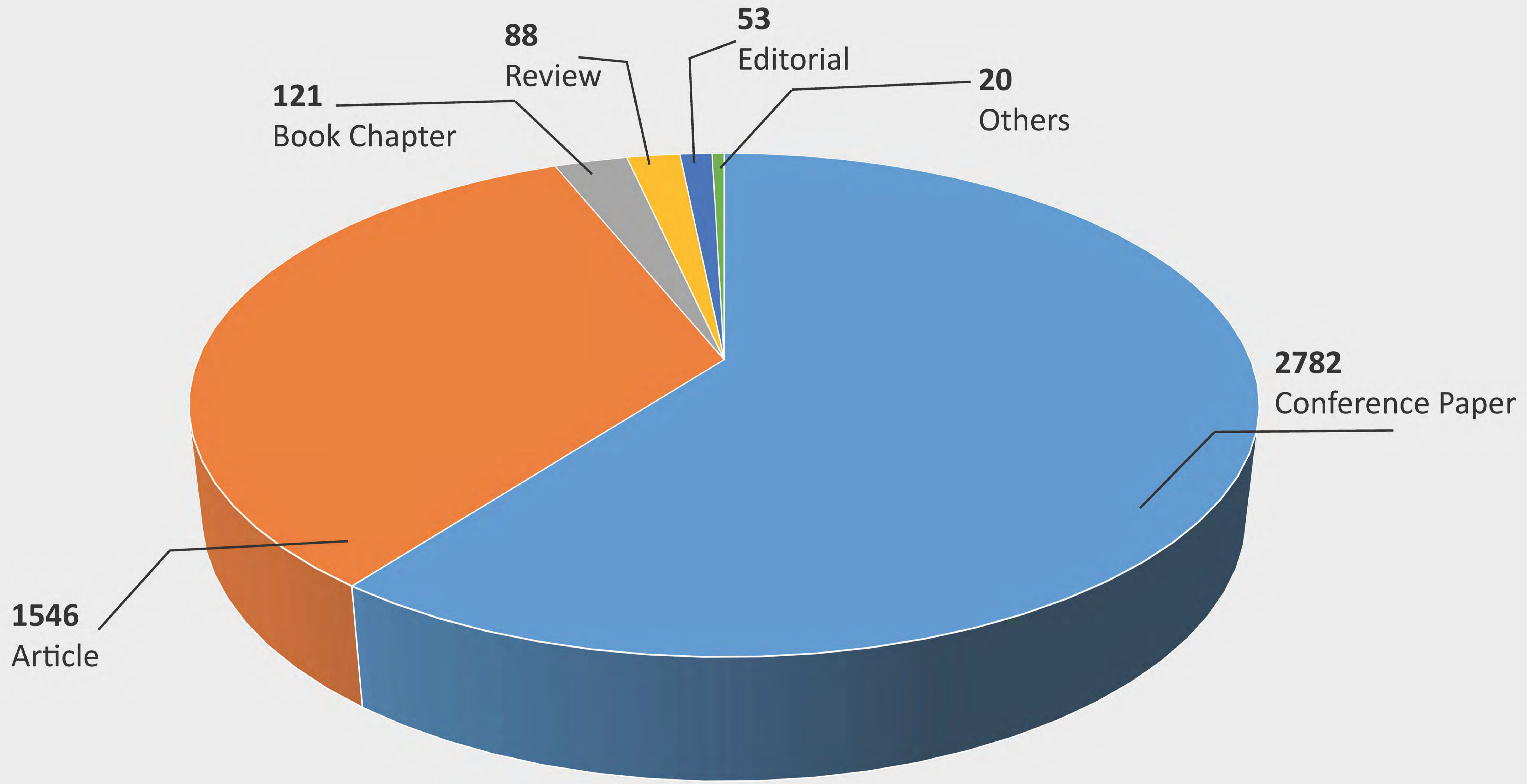
Name: Research Support Services Division

Department: Library, University of Moratuwa





Research Output by Type of Publications (1972 - 2022 Nov.)



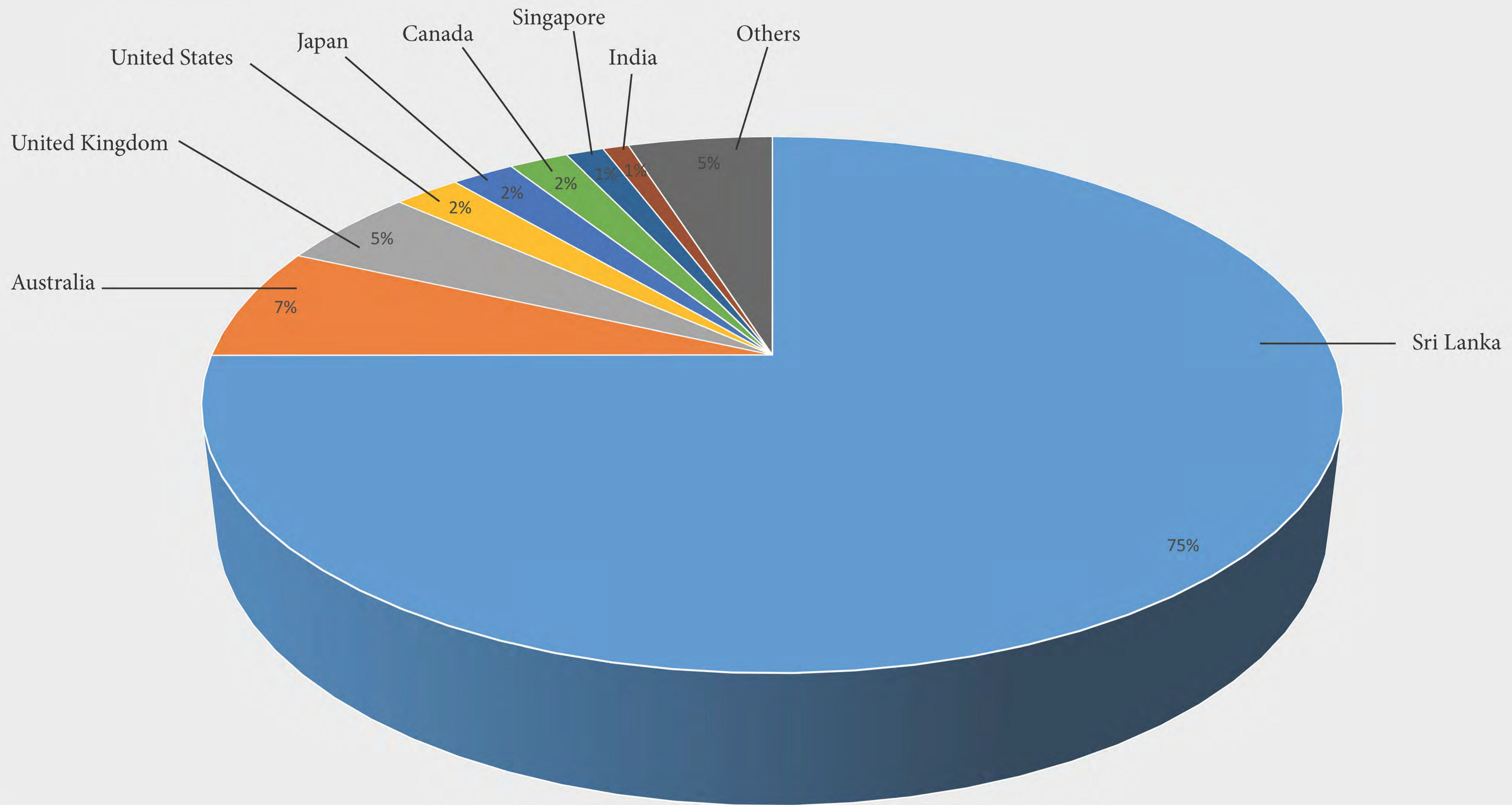
Name: Research Support Services Division

Department: Library, University of Moratuwa



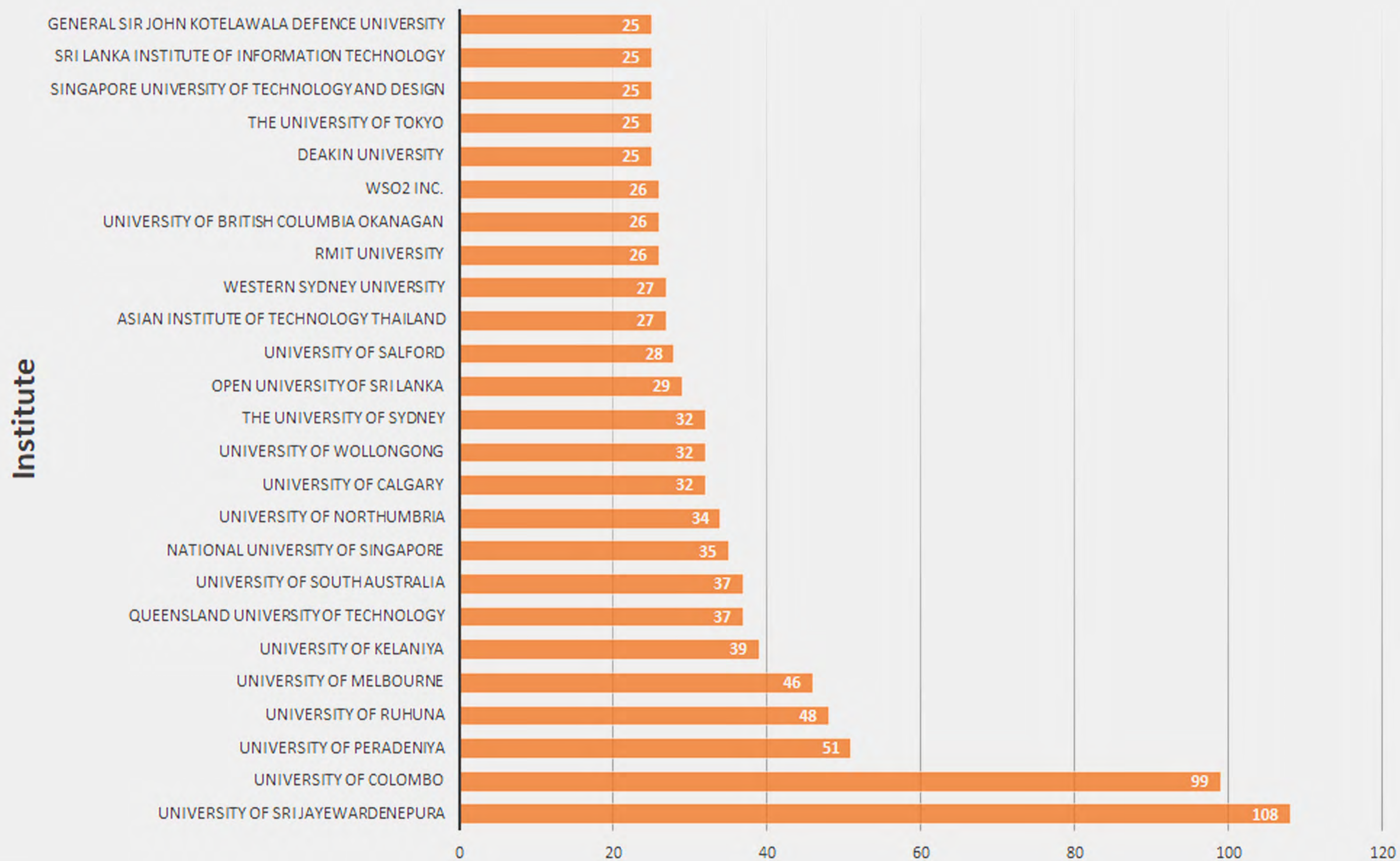


Geographical Distribution of Publications (1972 - 2022 Nov.)



Top Collaborating Affiliations (1972 - 2022 Nov.)

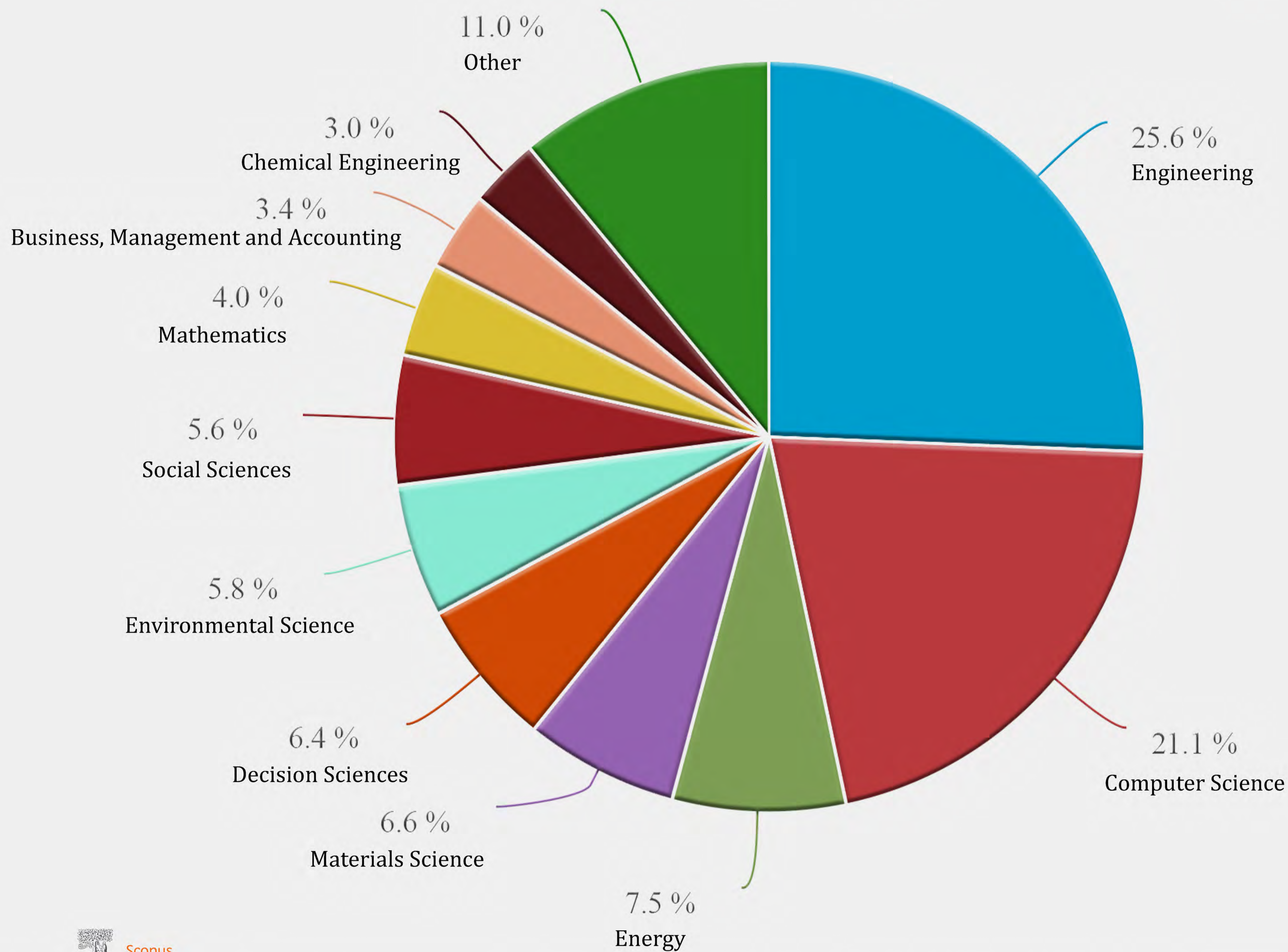
No. of Publications



Name: Research Support Services Division

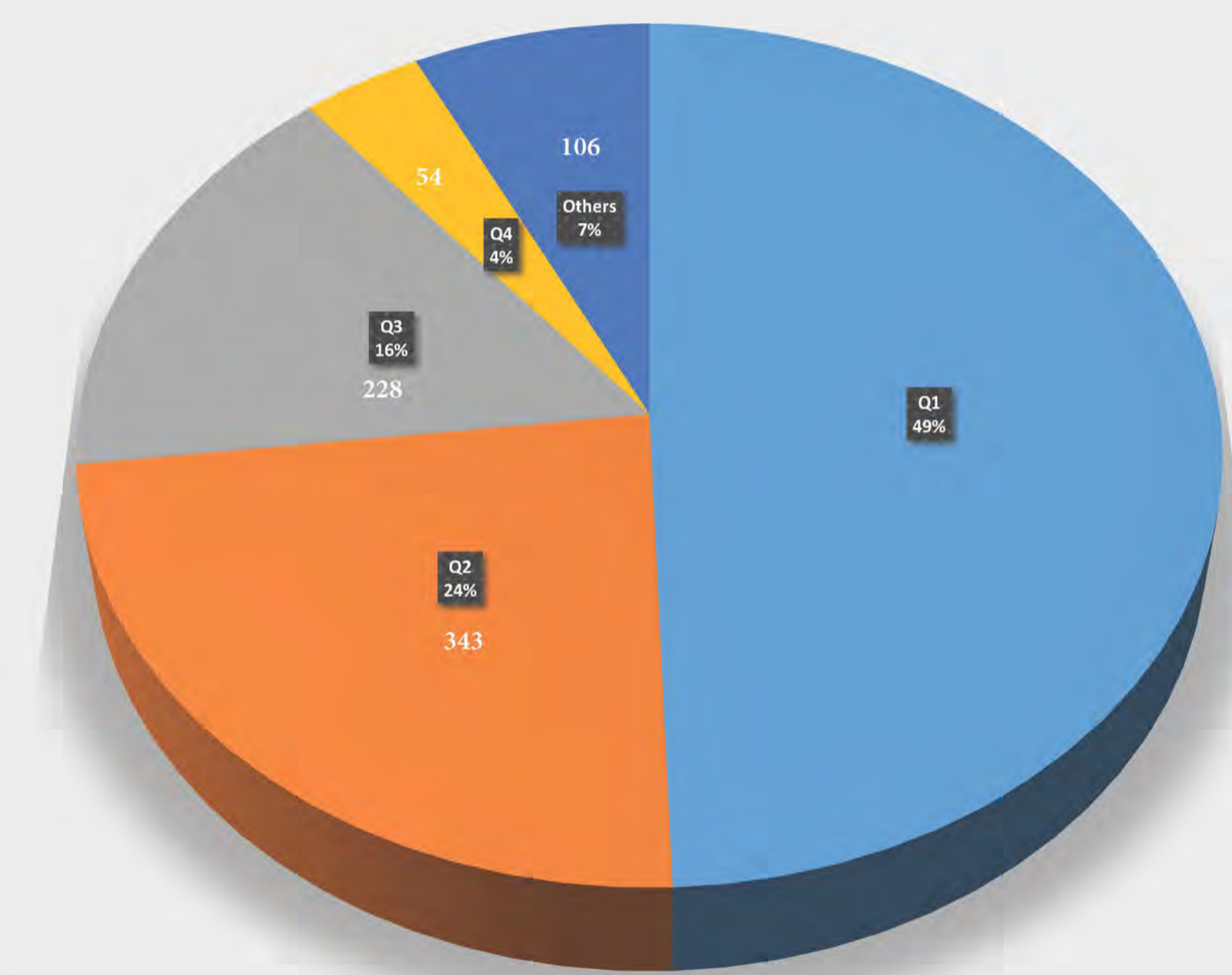
Department: Library, University of Moratuwa

Research Output by Subjects (1972 - 2022 Nov.)



UoM Articles according to SCImago Journal Rank


No.	Subject	Total No. of Journal Articles	Q1	Q2	Q3	Q4	Other
1	Engineering	535	294	142	57	15	27
2	Computer Science	239	108	58	36	8	29
3	Energy	152	109	12	15	2	14
4	Material Science	228	112	73	28	6	9
5	Decision Sciences	73	58	4	1	3	7
6	Environmental Science	264	137	59	30	8	30
7	Social Sciences	244	139	44	21	4	36
8	Mathematics	78	50	11	9	4	4
9	Business, Management and Accounting	232	89	91	33	15	4
10	Chemical Engineering	84	36	36	9	0	3
11	Physics and Astronomy	56	22	16	10	2	6
12	Medicine	62	29	21	5	1	6
13	Earth and Planetary Sciences	102	47	38	7	8	2
14	Agricultural and Biological Sciences	76	24	29	15	3	5
15	Biochemistry, Genetics and Molecular Biolo.	48	24	11	6	0	7
16	Chemistry	69	27	25	10	0	7
17	Multidisciplinary	63	16	0	41	0	6
18	Economics, Econometrics and Finance	51	21	7	17	5	1
19	Arts and Humanities	26	21	5	0	0	0
20	Neuroscience	9	3	2	4	0	0
21	Psychology	12	9	3	0	0	0
22	Health Professiond	6	3	3	0	0	0
23	Immunology and Microbiology	7	1	5	1	0	0
24	Nursing	7	5	1	0	0	1
25	Pharmacology, Toxicology and Pharmaceutics	6	4	1	0	0	1
26	Dentistry	1	1	0	0	0	0



JOURNALS

Journal of Earth Resources Engineering
published in **2005**

Journal of Earth Resources Engineering published in 2005 is the **first journal published by Faculty of Engineering**



Dr. (Mrs) Shiromi Karunaratne
Founder Editor

FARU Journal
published in **2009**

Research Journal of the Faculty of Architecture published in 2009 is the **first journal of the Faculty of Architecture**



Prof. Harsha Munasinghe
Journal Editor

Bhumi, The Planning Research Journal
published in **2009**

Bhumi, The Planning Research Journal published in 2009 is the **first journal of Department of Town and Country Planning**



Prof. Jagath Munasinghe & Prof.P.K.S. Mahanama
Founder Editors

PUBLICATIONS OF UOM RESEARCH UNITS

Engineering Research Unit - ERU

Faculty of Architecture Research Unit - FARU

Information Technology Research Unit - ITRU

Business Research Unit - BRU



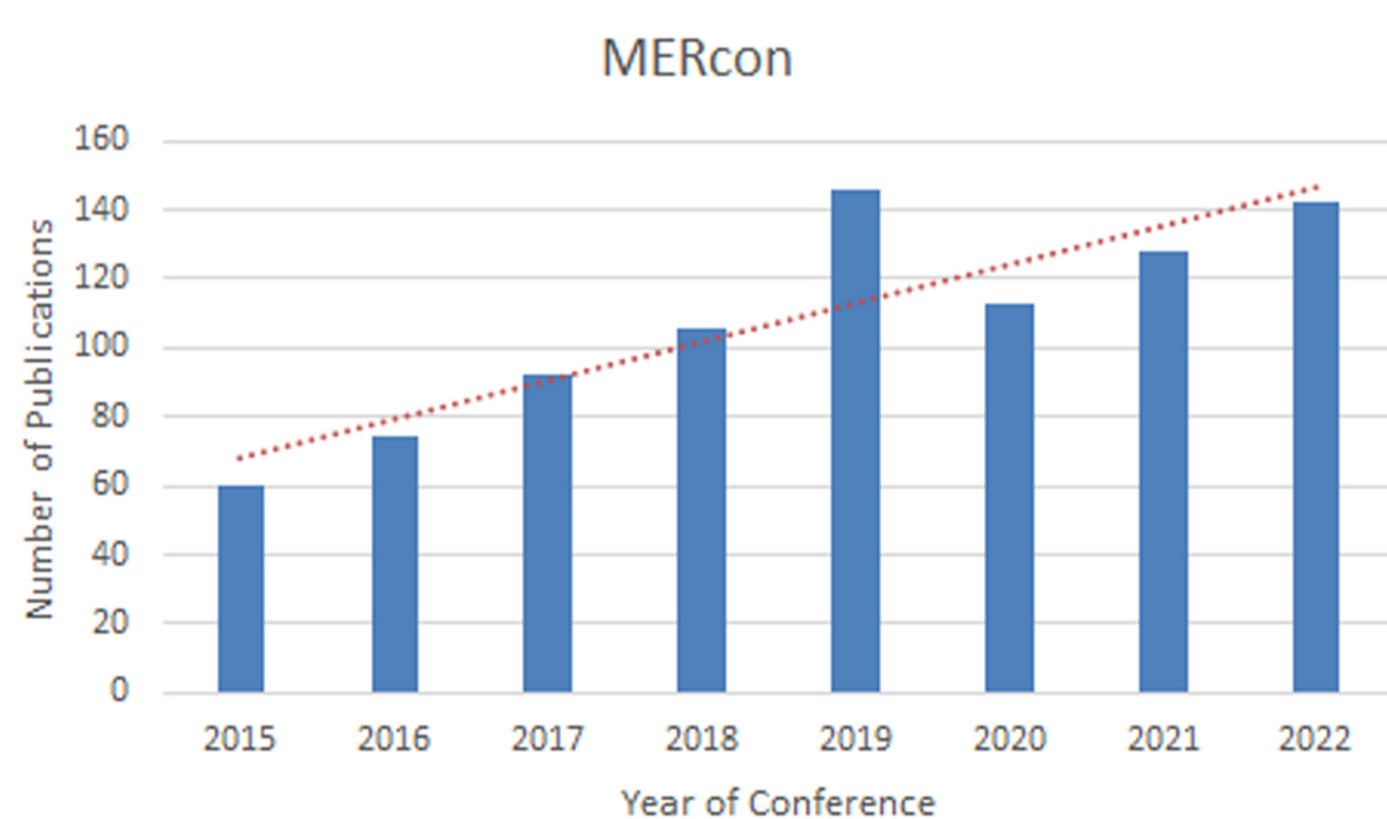
First Director- Prof. K.K.Y.W. Perera
Present Director - Dr. H.R. Pasindu

First Director- Prof. Rohinton Emmanuel.
Present Director - Dr.Sumanthri Samarawickrama

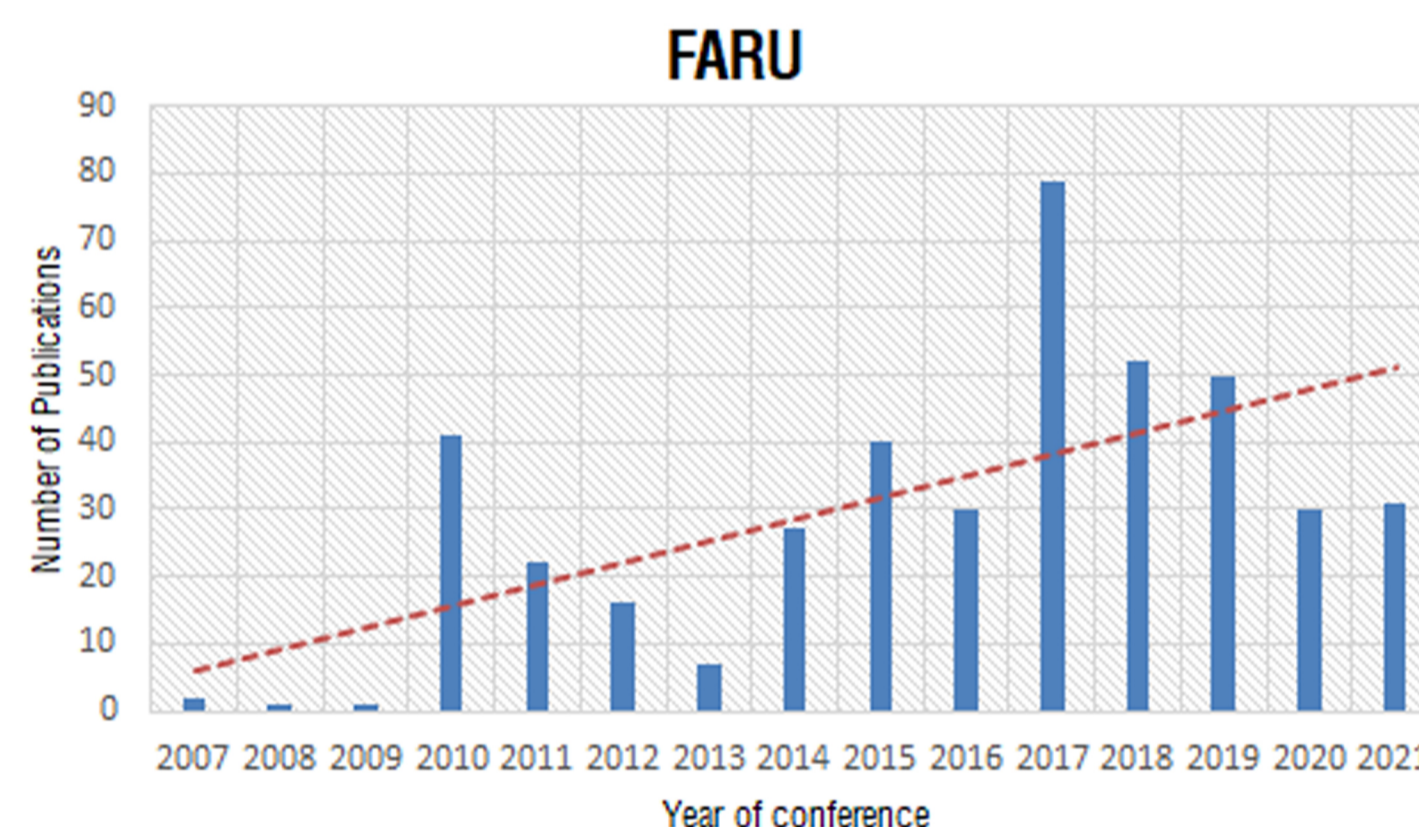
First Director- Prof. A.S. Karunananda
Present Director - Dr. S. Sumathipala

First Director- Prof. Vathsala Wickramasinghe
Present Director - Dr. Thesara Jayawardana

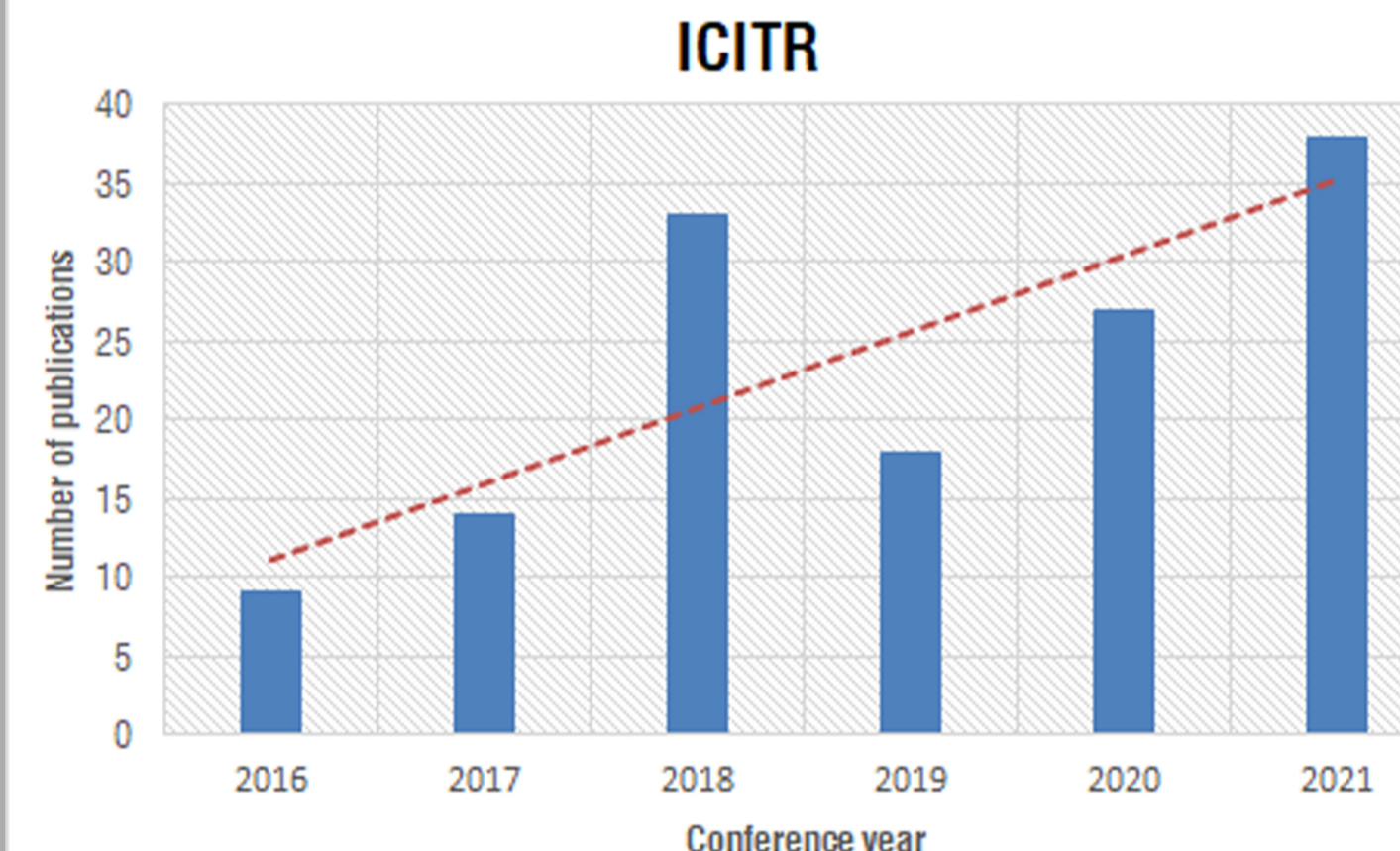
Moratuwa Engineering Research Conference



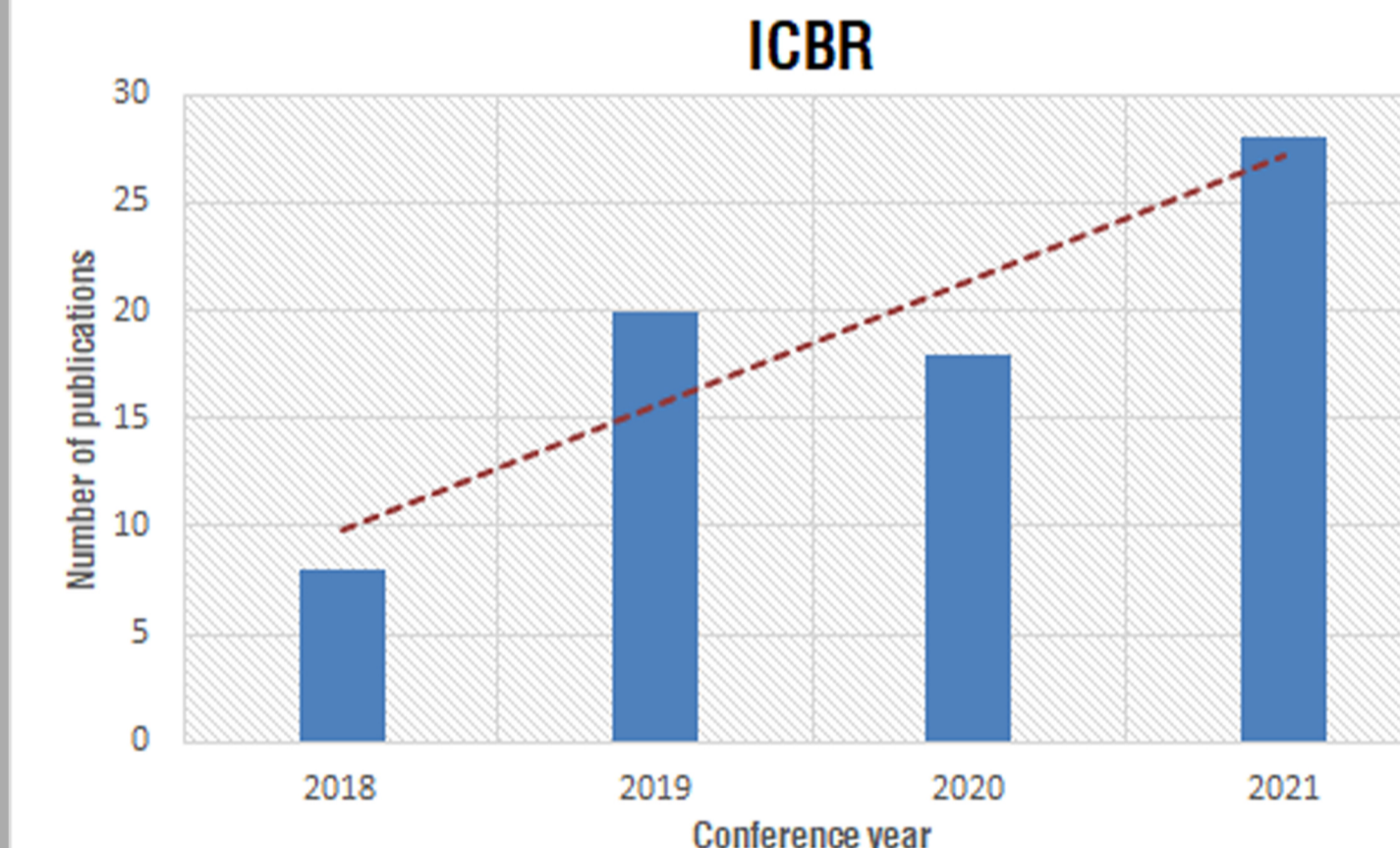
Faculty of Architecture Research Unit Conference



International Conference on Information Technology Research



International Conference on Business Research



Source: Library, University of Moratuwa (2022)



Institution Collaboration Report - University of Moratuwa

University of Moratuwa 2017 to 2021

Overall research performance

Entity: University of Moratuwa · Year range: 2017 to 2021 · Data source: Scopus, up to 02 Nov 2022

2,568 ▲

Scholarly Output 
23.2% Open Access

2,798 ▲

Authors

0.93

Field-Weighted Citation Impact 

12,030

Citation Count 

4.7

Citations per Publication 

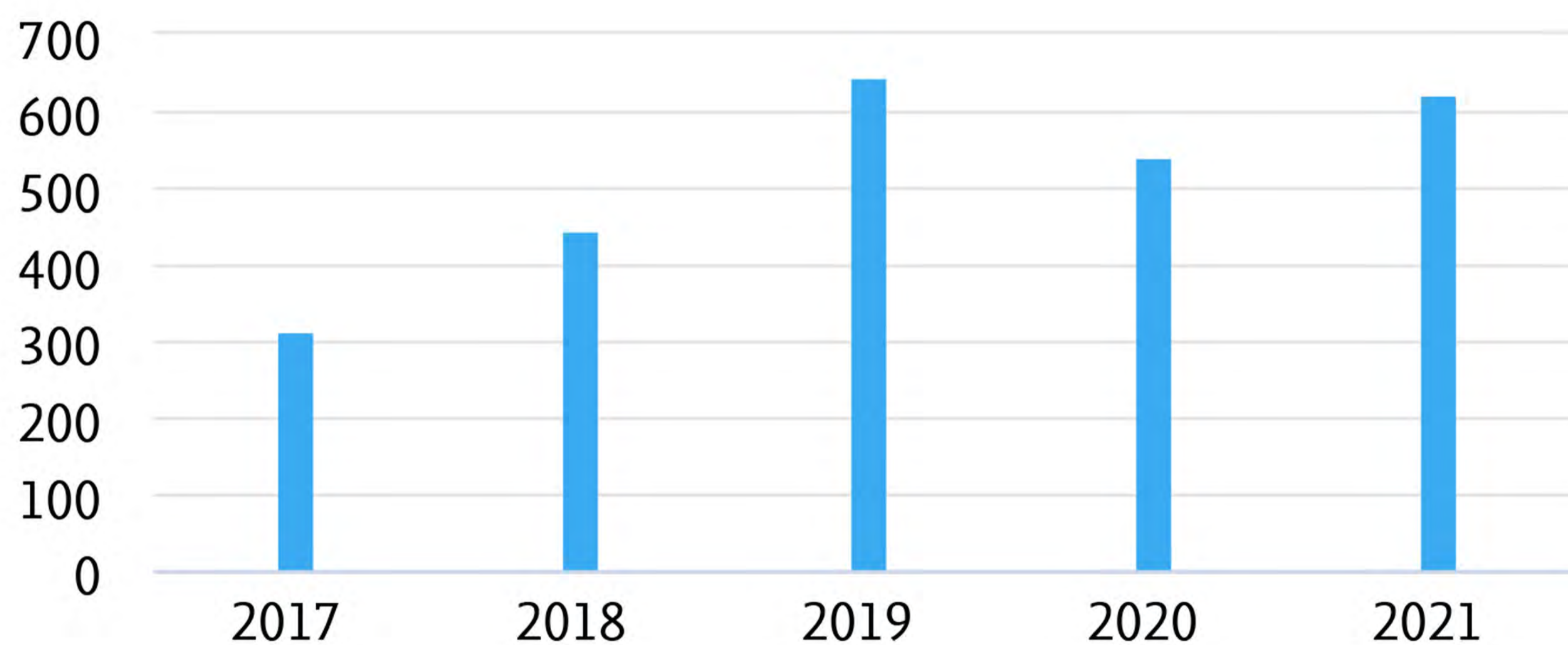
27

h5-index

Scholarly Output

Scholarly Output

Entity: Publications at the University of Moratuwa | 2017 to 2021 · Year range: 2017 to 2021 · Data source: Scopus, up to 02 Nov 2022



2,568

number of publications by authors in Publications at the University of Moratuwa | 2017 to 2021

Scholarly Output indicates the prolificacy of the Publication Set: how many publications does the Publication Set have indexed in Scopus during the time period?

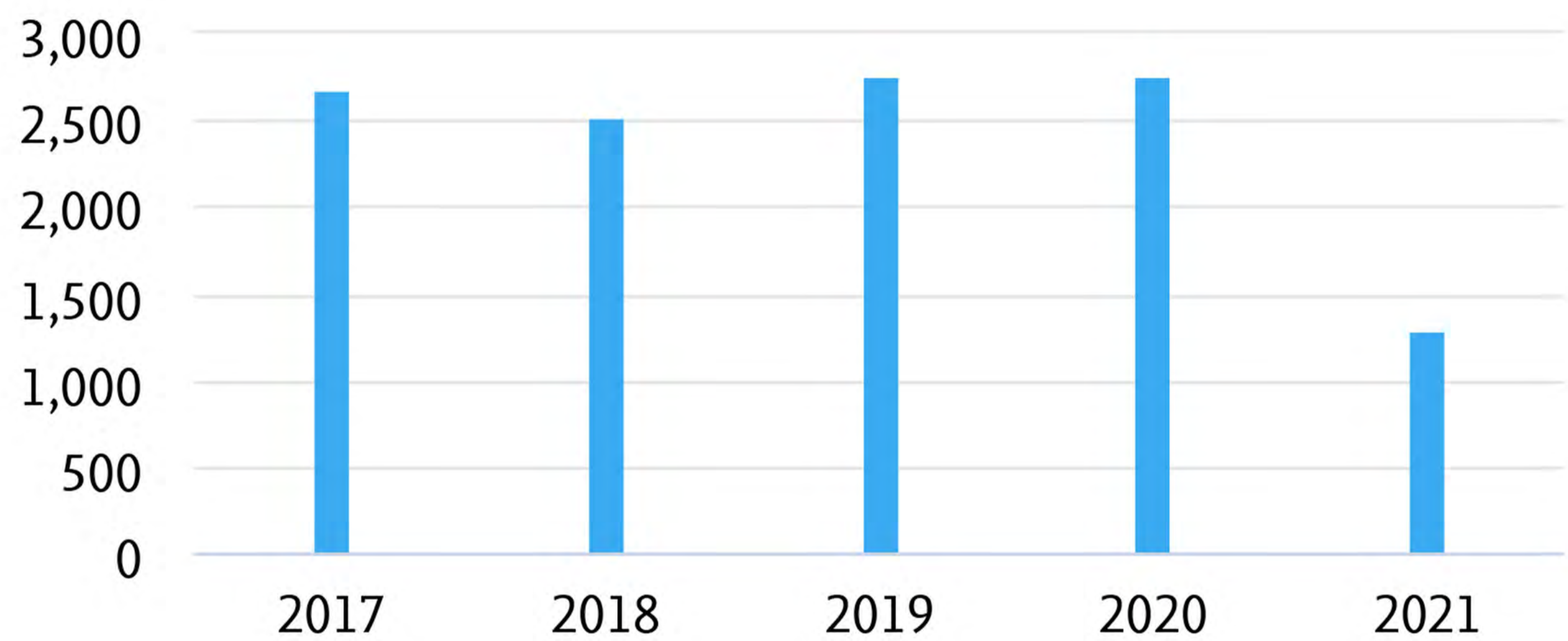
Note: some subject areas produce more scholarly output than others.



Citation Count

Citation Count

Entity: Publications at the University of Moratuwa | 2017 to 2021 · Year range: 2017 to 2021 · Data source: Scopus, up to 02 Nov 2022



12,030

number of citations received by publications in Publications at the University of Moratuwa | 2017 to 2021

Citation count indicates the total citation impact of the Publication Set: how many citations have these publications received? The years are always the years in which items were published, and do not refer to the years in which citations were received.

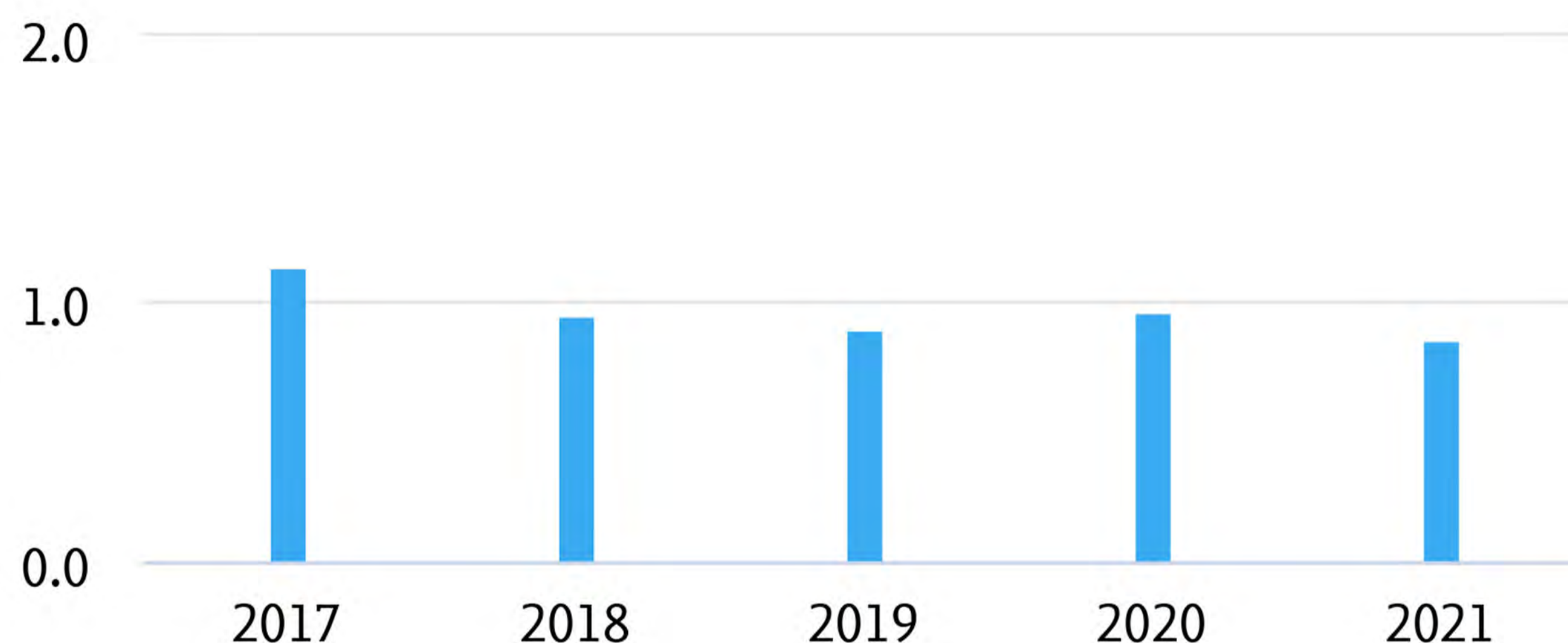
Note: some subject areas cite publications more often than others.



Field - Weighted Citation Impact

Field-Weighted Citation Impact

Entity: Publications at the University of Moratuwa | 2017 to 2021 · Year range: 2017 to 2021 · Data source: Scopus, up to 02 Nov 2022



0.93

Field-Weighted Citation Impact of Publications at the University of Moratuwa | 2017 to 2021

Field-Weighted Citation Impact (FWCI) indicates how the number of citations received by the Publication Set's publications compares with the average number of citations received by all other similar publications in Scopus. A FWCI of 1.00 indicates that the Publication Set's publications have been cited exactly as would be expected based on the global average for similar publications. A FWCI of more than 1.00 above average citations; for example, 2.11 means 111% more than the world average. Note: for Publication Sets with a scholarly output less than 1,000, please beware of highly cited publications which may skew the FWCI.

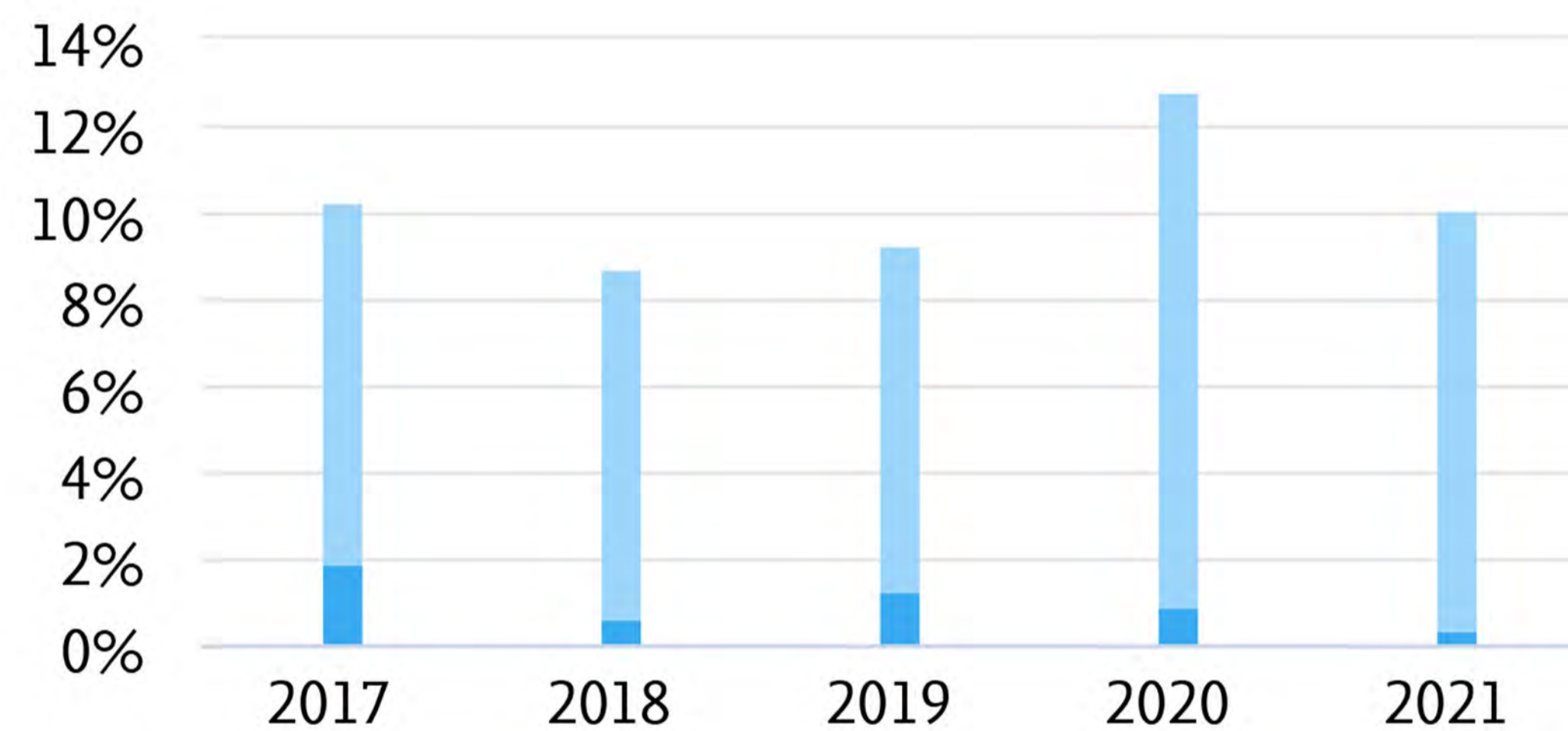


Top Field - Weighted Citation Percentiles

Outputs in Top 10% Citation Percentiles (field-weighted)

Entity: Publications at the University of Moratuwa | 2017 to 2021 · Year range: 2017 to 2021 · Data source: Scopus, up to 02 Nov 2022

Share of publications in Publications at the University of Moratuwa | 2017 to 2021 that are among the most cited publications worldwide
field-weighted



263 (10.2%)

number of publications in the top 10% most cited publications worldwide

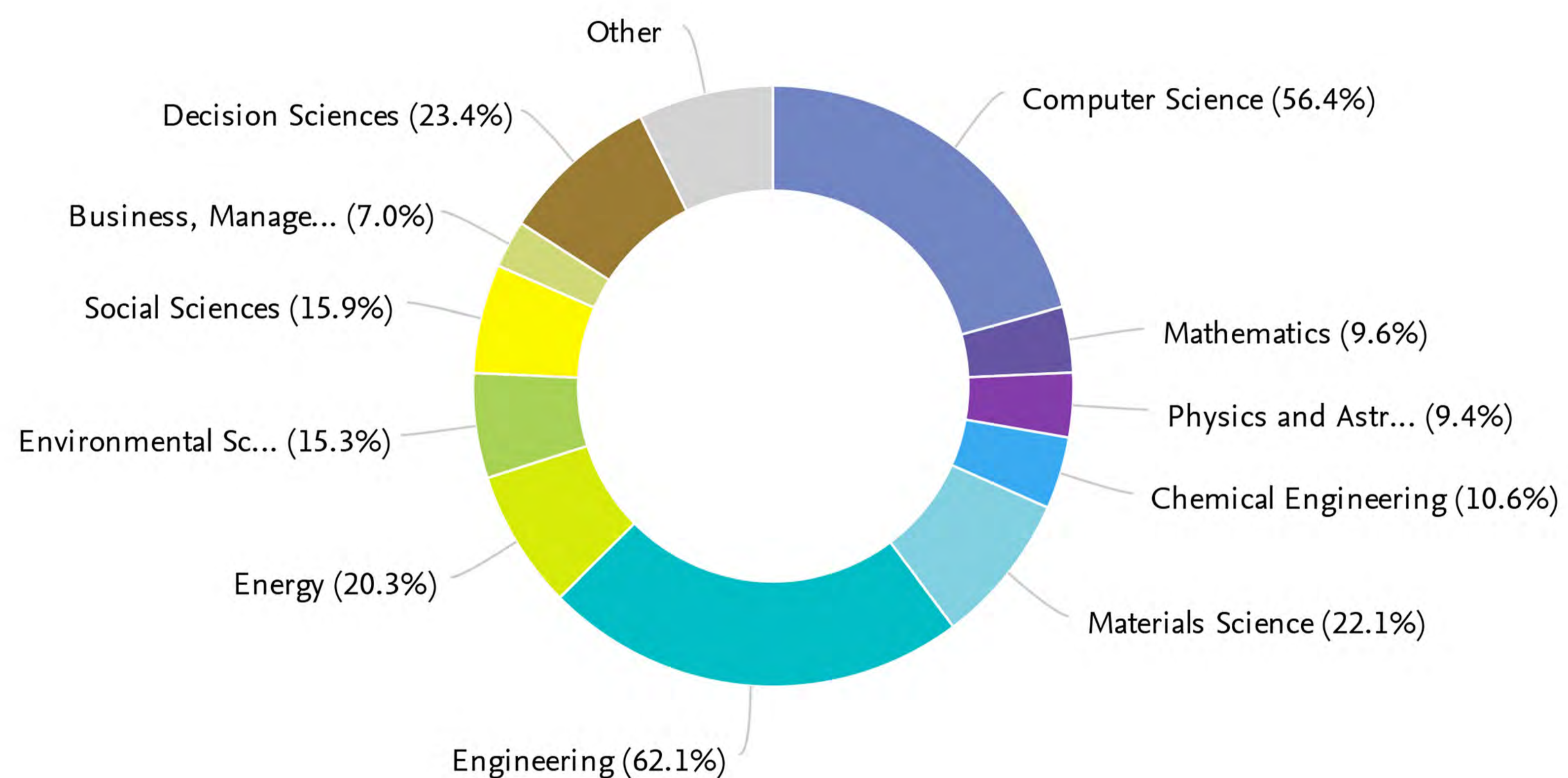
- % publications in top 10% most cited
- % publications in top 1% most cited

Outputs in Top Citation Percentiles indicates the extent to which the publications are present in the top 10% most-cited percentiles within Scopus. This number is then field-weighted to normalize for differences in subject area citation patterns.

Publication Share by Subject Area

Publication share by Subject Area

Entity: Publications at the University of Moratuwa | 2017 to 2021 · Year range: 2017 to 2021 · Data source: Scopus, up to 02 Nov 2022



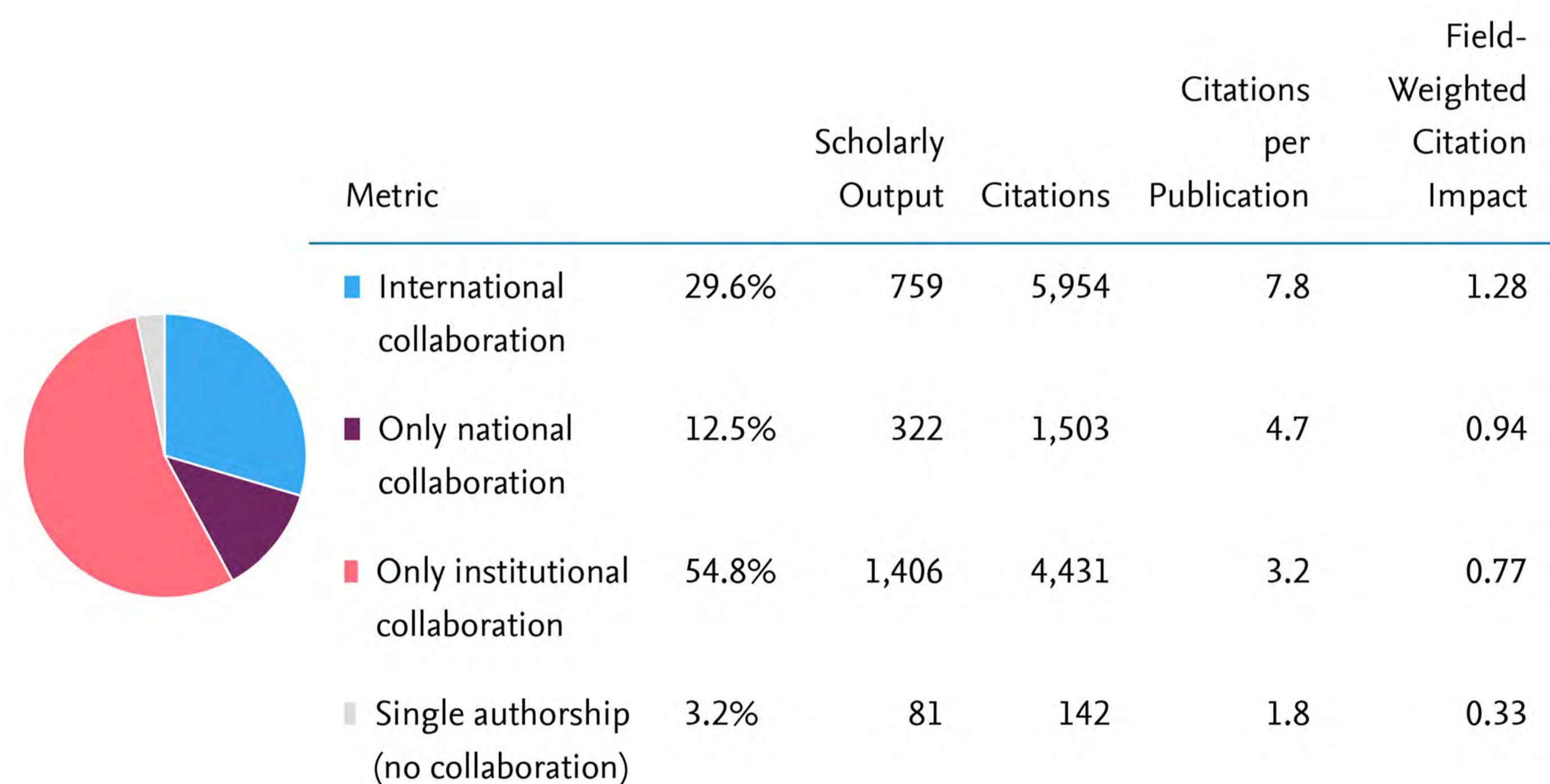
This gives an overview of the Subject Areas in which the articles from the Publication Set are published and is based upon the high level All Science Journal Classification (ASJC). These Subject Areas are assigned to all articles via the journals in which they are published. Please note, that an article can belong to more than one ASJC.

Collaboration

Collaboration

Entity: University of Moratuwa · Year range: 2017 to 2021 · Data source: Scopus, up to 02 Nov 2022

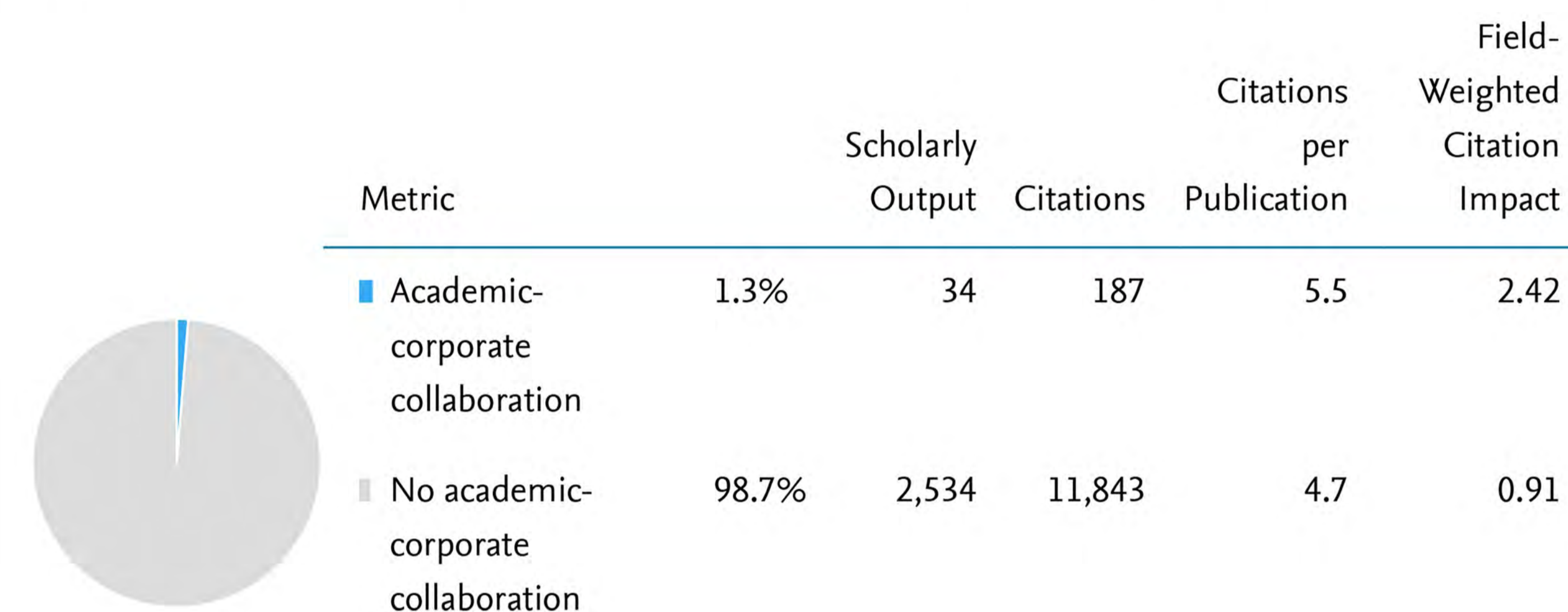
Scholarly Output at the University of Moratuwa, by amount of international, national and institutional collaboration



Academic-Corporate Collaboration

Entity: University of Moratuwa · Year range: 2017 to 2021 · Data source: Scopus, up to 02 Nov 2022

Scholarly Output at the University of Moratuwa with both academic and corporate author affiliations



Collaborating Institutions

Collaborating Institutions

Entity: University of Moratuwa · Year range: 2017 to 2021 · Data source: Scopus, up to 02 Nov 2022

Co-authored publications per country/region:



Number of collaborating institutions per region



Collaborating Institutions

Entity: University of Moratuwa · Year range: 2017 to 2021 · Data source: Scopus, up to 02 Nov 2022

Institution	Co-authored publications	Co-authors at the University of Moratuwa	Co-authors at the other institution	Field-Weighted Citation Impact	Field-Weighted Views Impact
University of Sri Jayawardenepura	73 ▲	89 ▲	59 ▲	2.14	1.29
University of Colombo	63	88 ▲	57 ▼	0.53	0.89
University of Ruhuna	34 ▲	29 ▲	31 ▲	1.53	1.83
University of Melbourne	31 ▲	30 ▲	19 ▲	1.71	1.20
University of Peradeniya	30 ▲	45 ▲	46 ▲	1.32	1.17
Queensland University of Technology	25 ▲	21 ▲	22	0.67	1.03
University of Sydney	24 ▲	28 ▲	19 ▲	1.91	2.59
University of Wollongong	24 ▲	9 ▲	22 ▲	1.21	2.41
University of British Columbia	21 ▲	8 ▲	22 ▲	1.48	2.18
University of South Australia	21 ▲	28 ▲	7 ▲	0.38	1.01
University of Calgary	20 ▲	7 ▲	6	1.14	0.59
University of Kelaniya	20 ▲	21 ▲	28 ▲	0.86	1.39

SciVal Comparison of Eight Sri Lankan Universities

