

# Theses and Dissertations



**LIBRARY**  
**UNIVERSITY OF MORATUWA**  
**SRI LANKA**

# University of Moratuwa

## Guidelines on Documentation and Submission of Theses and Dissertations

### 1. INTRODUCTION

A dissertation is an essay advancing a new point of view resulting from research as a requirement for a Masters or other advanced academic degree. A thesis is a dissertation advancing an original point of view as a result of research, as a requirement for an MPhil or a PhD degree.

All postgraduate students at the University of Moratuwa should follow the under mentioned instructions before preparation of their higher degree theses and dissertations.

Undergraduate students, who are required to submit a dissertation, should also follow these guidelines.

The final copies of the theses/dissertations will not be accepted if the students have not prepared the theses/dissertations according to these guidelines.

### 2. Common Instructions

#### 01. No of Copies

Student must submit **Three (03)** printed copies<sup>1</sup> and **Three (03)** soft copies in CD/DVD format of the theses to the Director of Postgraduate Studies for PhD, MSc. & Mphil. Students and dissertations to the Head of the Department for Taught Courses.

#### 02. Page Format

- 2.1. General Instructions: International A4 white paper of good quality (80 gsm) should be used. Other paper may be used if required (e.g.: for maps) on the instructions of the supervisor.
- 2.2. Draft : The draft to be submitted to the examiners should be word processed and single sided. One and a half line spacing is required, except

---

<sup>1</sup> If required additional copies by relevant departments

for the abstract, tables and indented quotations where single line spacing may be used.

2.3 Final Submission: Final submission should be word processed and single sided. One and a half line spacing is required, except for the abstract, tables and indented quotations where single line spacing may be used.

2.4. Fonts: A conventional font type must be used and text should be in **Times New Roman**.

- Chapter heading :All Capital—14 Font size, Bold
- Section heading :Sentence case-12 Font size, Bold
- Sub-section heading :Sentence case-12 Font size, Bold
- Body text :Sentence case - 12 Font size
- Tables and Illustrations : Font size may be varied while maintaining legibility

2.5. Margins of 40 mm on left & bottom and 25 mm on top & right should be used (Refer Appendix I).

### **03. Pagination**

Each page should have page numbers except the "Title" page. Lower case **Roman numerals** should be assigned centered at the bottom of the page to all "preliminary pages" (Refer Appendix II; i - ix in content page). Pagination of the body text and appendices is to be in **Arabic numerals** centered at the bottom of the page. The pagination begins with the first page of the first chapter and continues throughout the rest of the text.

### **04. Tables and Illustrations**

Tables are grids consisting of columns and rows that present numerical or verbal facts by categories. Figures include charts, graphs, diagrams, photographs, maps, musical examples, drawings and other images. All these types of nontextural material are collectively referred to as illustrations. All tables and figures must be referred to in the text by number (not by a phrase such as "the following table"). Charts, graphs, maps, and tables that are larger than the standard page should be attached as Appendices. Tables and illustrations should be centered (See figure 1 and table 1).

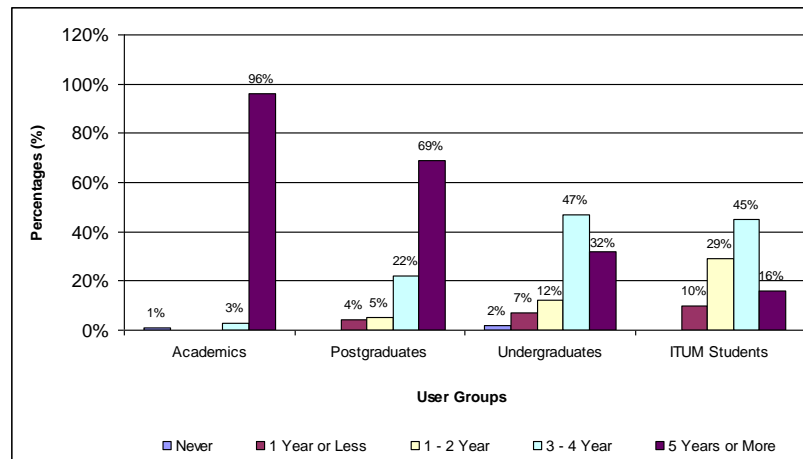


Figure 1: The Internet experience of the participants

Source: (if any)

Table 1: Kruskal-Wallis Test results for the Internet experience vs. user category

User Category	N	Median	Ave Rank	Z
Academics	73	5.000	233.5	6.90
Postgraduates	87	5.000	189.9	2.78
Undergraduates	139	4.000	130.1	-5.75
ITUM Students	31	4.000	95.5	-4.29
Overall	330		165.5	

Source: (if any)

## 05. Photographs

High-quality coloured or black-and-white photographs or reprints with sufficient clarity may be incorporated. Photographs with glossy finish and dark backgrounds should be avoided where possible. State 'Original in Colour' in the title where colour is used.

## 06. Additional Materials

Additional materials if any (Eg: software, audio, video etc.), could be enclosed in a CD/DVD as an Appendix. These CDs/DVDs must be submitted in a pocket pasted inside back cover. Both CD label and the pocket should carry the following information: Name, Title of submission with Appendix number, Date of submission (example: May 2012), Degree and Department (example: M.Sc. in Geotechnical Engineering, Department of Civil Engineering).

## 07. Binding

### 7.1. Cover Page

See the Appendix - I for the format of the cover page. Lettering on Cover should be in **GOLD**.

### 7.2. Draft

The draft to be submitted to the examiners should be soft bound and the number of copies should be as specified by the department.

### 7.3. Final Submission

The final corrected copy of the thesis/dissertation must be free from typographical, grammatical and other errors when submitted. After making the alterations mentioned by the examiners, three (03) copies of the thesis/dissertation should be hardbound with the appropriate colour of the relevant degree as follows.

PhD	Red
Mphil	Dark Brown
MSc/ MEng (By Research)	Dark Green
MSc/ MEng (Taught courses)	Dark Blue
MBA	White
UG Degree	Black

Short name of the degree and the year submitted should be indicated at 80mm and 40 mm from the bottom of the spine respectively. The name of the candidate with initials should be mentioned at 20mm from the top of the spine (See figure 2). Lettering on cover should be in GOLD.

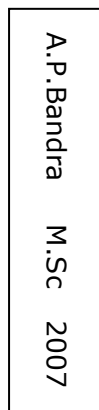


Figure 2.

### **3. Components**

1. A thesis/dissertation should contain the following parts in the given order.

- 1.1. Cover
- 1.2. Title page
- 1.3. Declaration page of the candidate & supervisor
- 1.4. Abstract
- 1.5. Dedication (if any)
- 1.6. Acknowledgements
- 1.7. Table of contents
- 1.8. List of figures (if any)
- 1.9. List of tables (if any)
- 1.10. List of abbreviations (if any)
- 1.11. The body of the thesis/dissertation
- 1.12. Reference list
- 1.13. Bibliography (if any)
- 1.14. Appendices (if any)

1.1. Cover

A sample cover page is available in Appendix I.

1.2 Title Page

First page should be the title page (see Appendix – III). It should contain;

- The title & sub title of the thesis/dissertation
- Candidate's full name
- University registration number
- Official name of the degree to which the thesis/dissertation is submitted
- Official name of the department of the university
- The month and year of submission

### 1.3. Declaration, copyright statement and the statement of the supervisor

The following declaration should be made by the candidate following the signature and the date. A candidate, after a discussion with the supervisor/s can request an embargo for a particular thesis/dissertation for a given work for a given time or indefinitely. Such an embargo may override the statement made in the thesis/dissertation itself.

"I declare that this is my own work and this thesis/dissertation<sup>2</sup> does not incorporate without acknowledgement any material previously submitted for a Degree or Diploma in any other University or institute of higher learning and to the best of my knowledge and belief it does not contain any material previously published or written by another person except where the acknowledgement is made in the text.

Also, I hereby grant to University of Moratuwa the non-exclusive right to reproduce and distribute my thesis/dissertation, in whole or in part in print, electronic or other medium. I retain the right to use this content in whole or part in future works (such as articles or books).

Signature:

Date:

The supervisor/s should certify the thesis/dissertation with the following declaration.

The above candidate has carried out research for the Masters/MPhil/PhD thesis/ Dissertation under my supervision.

Name of the supervisor:

Signature of the supervisor:

Date :

### 1.4. Abstract

Every copy of the thesis/dissertation must have an abstract. Abstracts must provide a brief introduction to the subject in addition to the concise summary of

---

<sup>2</sup> Remove inappropriate term

methodology, tests, results, conclusions and recommendations (300 words or less).

It should also accompany a list of keywords (3-5), which could improve the accessibility of the thesis/dissertation in an online environment.

Abstract Title : Sentence case/Times New Roman 12 point Bold (If use other fonts, change the size appropriately)

Text : Times New Roman 11 point Light.

Spacing : Single line

#### 1.5. Dedication

May be included if desired.

#### 1.6. Acknowledgement

In the acknowledgement section, the student is required to declare the extent of assistance which has been given by his/her faculty/department staff, fellow students & external bodies or others in the collection of materials and data, the design & construction of apparatus, the analysis of data and preparation of the thesis/dissertation. If the research was sponsored, it is necessary to mention the name of the funding organization and other details (if any). In addition, it is appropriate to highlight the supervision and advice given by the thesis/dissertation supervisor.

#### 1.7. Table of contents (see Appendix - II)

All the main chapters and subsections of each chapter must be included in the table of contents with their page numbers. The page numbers of abstracts, acknowledgement and others which come first in the thesis/dissertation should also be included. Also, if there are any appendices and other addenda, should be included in the table of contents.

#### 1.8. List of figures (see Appendix – IV)

If the thesis/dissertation contains any figures then separate list should be prepared including the name of the object and the page number. The chapter number should be included in defining the number of figures.



#### 1.9. List of tables (see Appendix – V)

If the thesis/dissertation contains any tables then separate list should be prepared including the name of the object and the page number. The chapter number should be included in defining the number of tables.

#### 1.10. List of abbreviations (see Appendix – VI)

Abbreviations must follow the International standards. When an abbreviation is used in first time, it must be explained in the text. A separate list should be prepared for all abbreviations used in thesis/dissertation with their full meaning. The abbreviations in the list should be arranged according to the alphabetical order.

#### 1.11. The body of the thesis/dissertation

The thesis/dissertation should be started from an introduction and the last part of the thesis/dissertation should include the conclusions and recommendations. All the chapters of thesis/dissertation should have title and a chapter number. Any new chapter should be started from a new page.

#### 1.12. References

A reference list<sup>3</sup> is the list of all books, articles, and other source of materials, which were referred and should be listed according to the international referencing method adopted. APA Style and IEEE Style are recommended.

The 'Reference list' does not contain a chapter number.

#### 1.13. Bibliography (if any)

#### 1.14. Appendices (see Appendix – VII)

Supplementary material could be included as Appendices rather than in the main text. For example, Appendices may contain questionnaires, detailed descriptions on apparatus, extensive tables of raw data, computer programs, etc. All appendices must have page numbers written in the same typeface and size used

---

<sup>3</sup> Necessarily the items referred to inside the body text of the thesis/dissertation.

for pagination throughout. If appendices contain photocopied material, the photocopies should be of letter quality.



**[Appendix – I: Cover page]**

**LIGHTING PERFORMANCE OF SRI LANKAN  
TRANSMISSION LINES: A CASE STUDY**

*(Times New Roman - All Capital - Bold - 16 Font Size - 1.5 Space - Centered)*

COVER PAGE

Kapila Saman Perera *(Times New Roman - 14 Font Size - Centered)*

(8630) *(Times New Roman - 14 Font Size - Centered)*

Degree of Master of Science/ Master of Engineering

*(Times New Roman - 14 Font Size - Centered)*

Department of Electrical Engineering

*(Times New Roman - 14 Font Size - Centered)*


University of Moratuwa

Sri Lanka

*(Times New Roman - 14 Font Size - Centered)*

April 2009

*(Times New Roman - 14 Font Size - Centered)*



**TABLE OF CONTENTS**

Declaration of the candidate & Supervisor	i
Dedication	ii
Acknowledgements	iii
Abstract	iv
Table of content	v
List of Figures	vi
List of Tables	vii
List of abbreviations	viii
List of Appendices	ix
1. Introduction	1
1.1 Section	1
1.2 Section	2
1.2.1 Sub Section	2
1.2.2 Sub Section	10
2. Title of the Chapter	17
3. Title of the Chapter	35
4. Title of the Chapter	57
5. Title of the Chapter	90
6. Conclusions and Recommendations	110
Reference List	125
Bibliography	
Appendix A: Title	130
Appendix B: Title	132

25 mm

40 mm

25 mm

25 mm

**[Appendix – III: Title page]**

**LIGHTING PERFORMANCE OF SRI LANKAN  
TRANSMISSION LINES: A CASE STUDY**

*(Times New Roman - All Capital – Bold - 16 Font Size – 1.5 Space - Centered)*

TITLE PAGE

**Kankanamlage Saman Sujith Kumara**

*(Times New Roman - 14 Font Size - Centered)*

**(8630)** *(Times New Roman - 14 Font Size - Centered)*

Thesis/Dissertation submitted in partial fulfillment of the requirements for the  
degree Master of Science/ Master of Engineering in Electrical Engineering

*(Times New Roman - 12 Font Size – 1.5 Spaces - Centered)*

**Department of Electrical Engineering**

*(Times New Roman - 14 Font Size – Centered)*

**University of Moratuwa**

**Sri Lanka**

*(Times New Roman - 14Font Size – -Centered)*

**April 2009**

*( Times New Roman - 14Font Size – -Centered)*

40 mm

40 mm

40 mm

25 mm

*[Appendix – IV: List of Figures]*

**LIST OF FIGURES**

	Page
Figure 1.1 IT infrastructure	2
Figure 1.2 Conceptual model for research	5
Figure 2.1 LAN backbone types	10
Figure 2.3 The Internet experience of the participants	20

*[Appendix – V: List of Tables]*

**LIST OF TABLES**

	Page
Table 1.1 Distribution of IT Budget	2
Table 1.2 Details of respondents	5
Table 2.1 Use of IT strategy plans	10
Table 2.3 Kruskal-Wallis results for the Internet experience vs. user category	20

*[Appendix – VI: List of Abbreviations]*

**LIST OF ABBREVIATIONS**

Abbreviation	Description
ACM	Association for Computing Machinery
IEEE	Institute of Electrical and Electronic Engineers
OPAC	Online Public Access Catalogue

*[Appendix – VII: List of Appendices]*

**LIST OF APPENDICES**

Appendix	Description	Page
Appendix - A	Sample Questionnaire	115
Appendix – B	Online Journal Interfaces	120